


# Colour code according to DIN VDE 0813

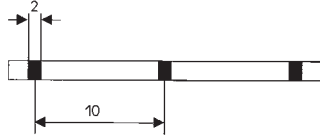
## Switchboard cable S-YY Lg

Core identification

Dimensions in mm



single coloured  
no ring marking



with ring marking,  
ring width and ring  
distance

The cores are identified in colour-groups with each 4, 5, 6, 10 different core colour combinations which is repeated continuously according to the following scheme:

No. of cores in each colour-group	Core colours
4	blue, red, grey, green
5	blue, red, grey, green, brown
6	blue, red, grey, green, brown, black
10	blue, red, grey, green, brown, black, yellow, white, pink, violet

### Example

S-YY 30 (5 x6) x1x 0,6 Lg  
= 5x colour-groups with 6 different core colours.

The colour-groups of same identification codes are only permitted to apply in a cable. In each layer, the blue core of the first completed colour-group is identified with red colour ring markings. The remaining cores of the previous colour-group are laid before the blue cores with red markings.

**Counting:** from outside towards inside.

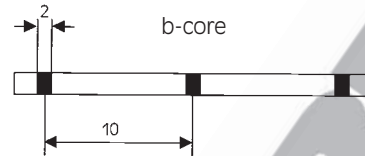
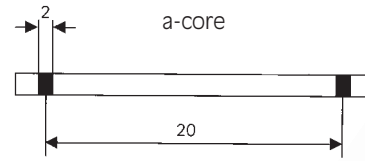
The cores of the switchboard cable are stranded in layers. The cores are to be counted continuously through all layers at the same direction, beginning with outer layer towards inside.



## Switchboard cable S-Y(St)Y Bd

Core identification

Dimensions in mm



The colour identifications of the a- and b-cores of switchboard cables are coded with a basic colour and colour rings.

### Identification of ring- and basic colours

No. of Unit	Serial no. of twisted elements					Ring-colours a-core	Basic colour a- and b-core	
1	1	2	3	4	5	blue	white	
2	6	7	8	9	10	yellow		
3	11	12	13	14	15	green		
4	16	17	18	19	20	brown		
5	21	22	23	24	25	black		
6	26	27	28	29	30	blue	grey	
7	31	32	33	34	35	yellow		
8	36	37	38	39	40	green		
9	41	42	43	44	45	brown		
10	46	47	48	49	50	black		
		blue	yellow	green	brown	black		
		Ring-colours b-core						

all c-cores: red;  
all d-cores: pink;  
all e-cores: black

Cables with more than 50 twisted elements, the identification code of 51 and above elements are to be counted again from serial no. 1.

The twisted elements are pairs, triples, five-core units

Pairs a- and b-cores

triple a-, b- and c-cores

five-core units a-, b-, c-, d- and e-cores

The cores of 5 twisted elements with same ring markings of a-cores are bunched to a unit.

**Counting:** from outside towards inside.

The units are to be counted continuously through all layers at the same direction with correct colour countings, beginning with outer layer towards inside.